

# Scotiabank Money Market Fund

January 2019

## Investment Objective

The investment objective of the Fund is to invest primarily in high quality U.S. dollar money market instruments to provide Shareholders with liquidity and preservation of capital.

## Reason for Investing

- Provides capital preservation by investing in high quality short-term money market securities
- Offers high liquidity by investing in securities with an average term to maturity of less than 90 days

## Portfolio Manager

1832 Asset Management L.P. in Canada manages over US\$73.4 billion (as of December 31, 2016) in assets. 1832 Asset Management L.P. is a limited partnership, the general partner of which is wholly owned by Scotiabank.

## Fund Facts:

Net Asset Value<sup>^</sup> US\$13.3418  
 Fund Assets US\$150.9 million  
 Benchmark Merrill Lynch 0-3 Month U.S. Treasury Bill Index  
 Management Fee 0.60%  
 Inception Date November 19, 1999

**Class A**  
 Fund Code SBF 101  
 Bloomberg Code SCBMMUS:KY

## Sales Charges

No sales charges applicable to this fund

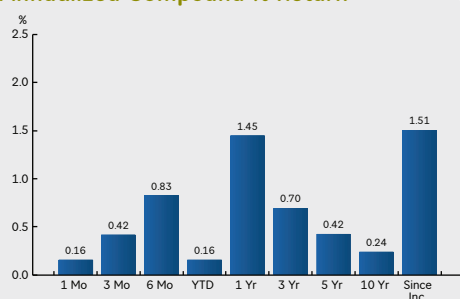
## Asset Class

Cash and Cash Equivalents

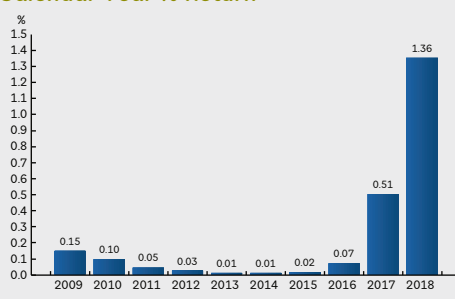
## Risk Profile

Low Medium High

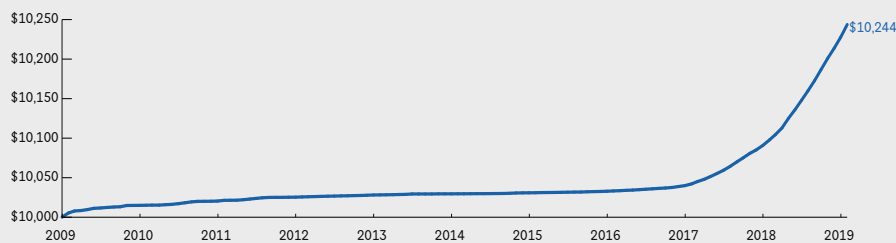
## Annualized Compound % Return<sup>^</sup>



## Calendar Year % Return<sup>^</sup>



## Growth of \$10,000 from December 31, 2008<sup>^</sup>



Top 10 Holdings	Maturity Date	% of Fund	Asset Allocation	% of Fund	Term of Maturity	% of Fund
PROV. BRITISH COLUMBIA	1/9/2019	7.6	Cash and Equivalents	48.2	0 - 7 days	5.6
BILLETTS A TERME DU QUEBEC	2/25/2019	6.2	US Corporate	23.3	8 - 30 days	26.8
PROVINCE OF ALBERTA	1/30/2019	6.1	Canadian Corporate	16.2	31 - 90 days	30.7
PROV. BRITISH COLUMBIA	2/4/2019	5.2	Canadian Government & Agency	7.6	91+ days	36.9
CANADIAN IMPERIAL BK	1/28/2019	3.3	Other Foreign Corporate	4.6	<b>Total</b>	<b>100.0</b>
PROVINCE OF ALBERTA	2/19/2019	3.1	US Government & Agency	0.0		
NATIONAL BANK OF CANADA	6/12/2020	3.1	Other Foreign Government & Agency	0.0		
FARM CREDIT CORP.	3/28/2019	2.4	<b>Total</b>	<b>100.0</b>		
SHELL INTERNATIONAL FIN	9/22/2019	2.3				
ENBRIDGE PIPELINE INC	1/3/2019	2.3				
<b>Total of Top 10 Holdings</b>		<b>41.6</b>	<b>Average Credit Quality</b>	A+		
<b>Total Number of Holdings</b>		<b>66</b>	<b>Duration</b>	0.11		

Important information concerning the investment goals, risks, charges and expenses of investing in mutual funds is contained in the relevant prospectus. Investors should carefully consider these before investing. Copies of the prospectus are available from the financial institution where you are buying the mutual fund and should be read before investing. Commissions, management fees and expenses all may be associated with mutual fund investments. Mutual Funds are not guaranteed or covered by your local Deposit Insurance Corporation, other government deposit insurer, The Bank of Nova Scotia, or its subsidiaries/affiliates, their values change frequently, and you may not get back the original amount you invested. This is for informational purposes only and is subject to change without notice. Always consult your professional tax and legal advisors with respect to your particular circumstances. Nothing herein is intended to constitute an offer or solicitation to transact business for products or services in any jurisdiction where such an offer or solicitation would be unlawful. This does not constitute an invitation to purchase or sell shares of the Funds. Past performance should not be treated as an indicator of future performance. The performance data provided assumes reinvestment of distributions and does not take into account sales charges or management fees, redemptions, distributions or taxes which would have reduced returns. The calculation of total cumulative returns assumes the reinvestment of all interest income at the share price immediately after the distribution of interest income. Performance is subject to variations and is likely to change over time. ^All returns are net of management fees and fund expenses, expressed as a percentage and are based on Class A assets. Returns for periods less than one year are not annualized. The performance data provided is not intended to reflect future value of any mutual fund or returns on investment in any mutual fund. Net Asset Value, Fund Assets and Annualized % return data is as at January 31, 2019. Portfolio holdings data is as at December 31, 2018. Inception date provided is the date of first deposit to the Fund. The Fund was incorporated on October 27, 1999. Net Asset Value information of the Scotiabank Mutual Funds can be found on Bloomberg, in the equities section, and on the Cayman Islands Stock Exchange (CSX), website [www.csx.ky](http://www.csx.ky) under "Scotiabank". A receipt in respect of the securities offered in the prospectus has been issued by the Securities and Exchange Commission of Trinidad and Tobago. Scotiabank Mutual Funds is the brand name under which The Scotiabank Group of Companies, including Scotiabank & Trust (Cayman) LTD. and Scotia Investments Jamaica Limited, markets and distributes mutual funds. 1832 Asset Management L.P. is a limited partnership, the general partner of which is wholly owned by Scotiabank and is the Investment Fund Manager for ScotiaFunds and Dynamic Funds. Davis Advisors is not a Bank of Nova Scotia subsidiary, nor an affiliate. It is an independent investment management firm that provides portfolio management services. ®Registered trademark of The Bank of Nova Scotia, used under license.